



**THE RURAL COLLEGE,  
KANAKAPURA      NAAC RE-ACCREDITATION  
B++  
RAMANAGARA DISTRICT, KARNATAKA STATE**

**DEPARTMENT OF MATHEMATICS**



**THE RURAL COLLEGE, KANAKAPURA-562117**

**Dept. of Mathematics**

**\* Staff List \***

<b>Sl. No.</b>	<b>Name of the Faculty</b>	<b>Qualification</b>	<b>Designation</b>
1.	Sushma C.R	MSc,B.Ed,	Lecturer
2.	Meghana N	M.Sc	Lecturer
3.	MukundaGowda H.A	M.Sc, KSET, B.Ed.,	Lecturer





## The Rural Degree College, Kanakapura - 562 117.

**Student Strength of the year 2018-19 showing Category wise details as on 10.08.2018 AIDED & UNAIDED**

Classes	SC		ST		C1		2A		2B		3A		3B		GM		Total		Grand Total
	Boys	Girls	Boys	Girls	Boys	Girls	Boys	Girls	Boys	Girls	Boys	Girls	Boys	Girls	Boys	Girls	Boys	Girls	
I BSC PCM	02	04	01	0	0	02	01	11	0	0	14	30	02	03	0	01	20	51	71
I BSC PMCS	101	0	0	0	0	01	01	01	0	0	04	03	01	0	0	0	07	05	12
II BSC PCM	02	04	0	01	0	02	01	05	0	01	03	25	0	07	0	0	06	45	51
II BSC PMCS	0	0	0	0	01	0	01	02	0	0	01	01	0	0	0	0	03	03	06
III BSC PCM	02	05	0	0	01	0	03	02	0	0	10	15	0	03	0	01	16	26	42
III BSC PMCS	0	03	0	0	01	0	01	0	0	0	0	07	01	0	0	0	03	10	13

## The Rural Degree College, Kanakapura - 562 117.

**Student Strength of the year 2019-20 showing Category wise details as on 16.08.2019 AIDED & UNAIDED**

Classes	SC		ST		C1		2A		2B		3A		3B		GM		Total		Grand Total
	Boys	Girls	Boys	Girls	Boys	Girls	Boys	Girls	Boys	Girls	Boys	Girls	Boys	Girls	Boys	Girls	Boys	Girls	
I BSC PCM	03	09	0	01	0	05	02	03	0	0	14	15	01	02	01	03	21	38	59
I BSC PMCS	0	01	0	0	0	0	01	01	0	0	0	01	0	01	01	0	02	04	06
II BSC PCM	02	04	01	0	0	02	0	11	0	0	12	25	02	04	0	01	17	47	64
II BSC PMCS	0	0	0	0	0	01	02	01	0	0	04	02	0	0	0	0	06	04	10
III BSC PCM	02	04	0	01	0	01	02	05	0	01	04	22	01	07	0	0	09	41	50
III BSC PMCS	0	0	0	0	0	0	01	02	0	01	01	01	0	0	0	0	02	04	06

## **Dept. of Mathematics**

### **Result Analysis**

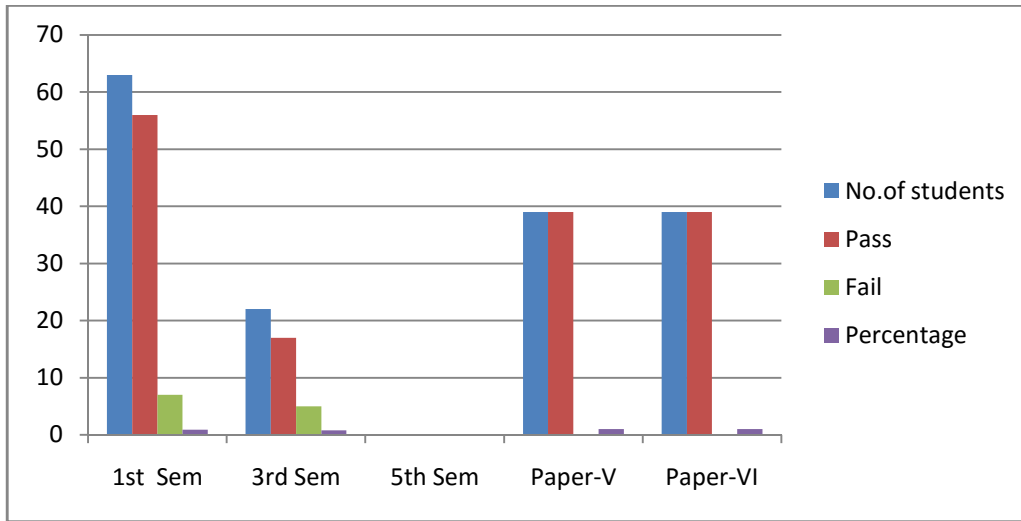
#### **1, 3, 5 Sem Nov 2016**

	<b>No.of students</b>	<b>Pass</b>	<b>Fail</b>	<b>Percentage</b>
1 <sup>st</sup> Sem	63	56	07	88.88%
3 <sup>rd</sup> Sem	22	17	05	77.02%
5 <sup>th</sup> Sem				
Paper-V	39	39	0	100%
Paper-VI	39	39	0	100%

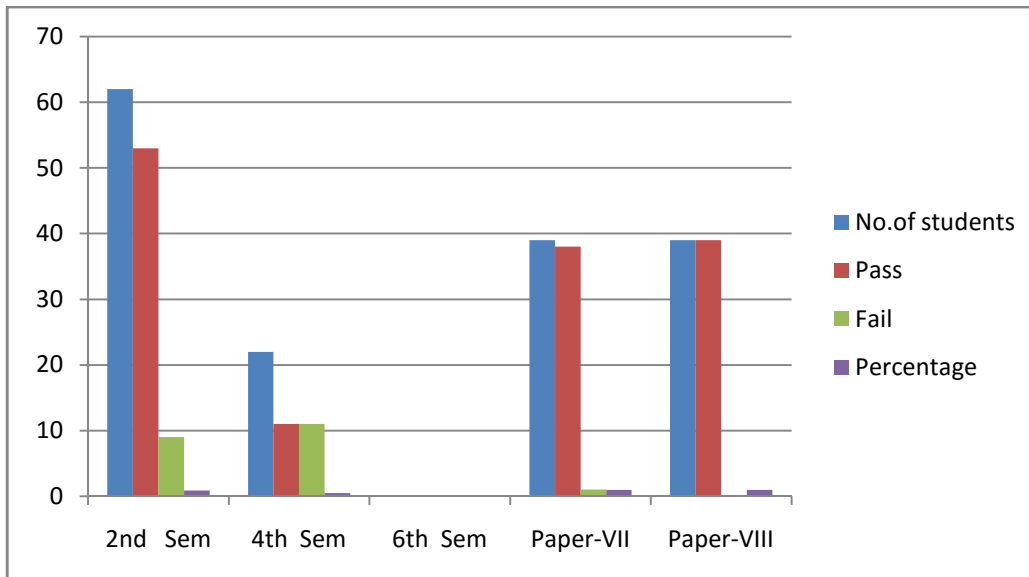
#### **2, 4, 6 Sem May-2017**

<b>Class</b>	<b>No.of students</b>	<b>Pass</b>	<b>Fail</b>	<b>Percentage</b>
2 <sup>nd</sup> Sem	62	53	09	85.48%
4 <sup>th</sup> Sem	22	11	11	50%
6 <sup>th</sup> Sem				
Paper-VII	39	38	01	97.43%
Paper-VIII	39	39	--	97.43%

### 1, 3, 5 Sem Nov 2016



### 2, 4, 6 Sem May-2017





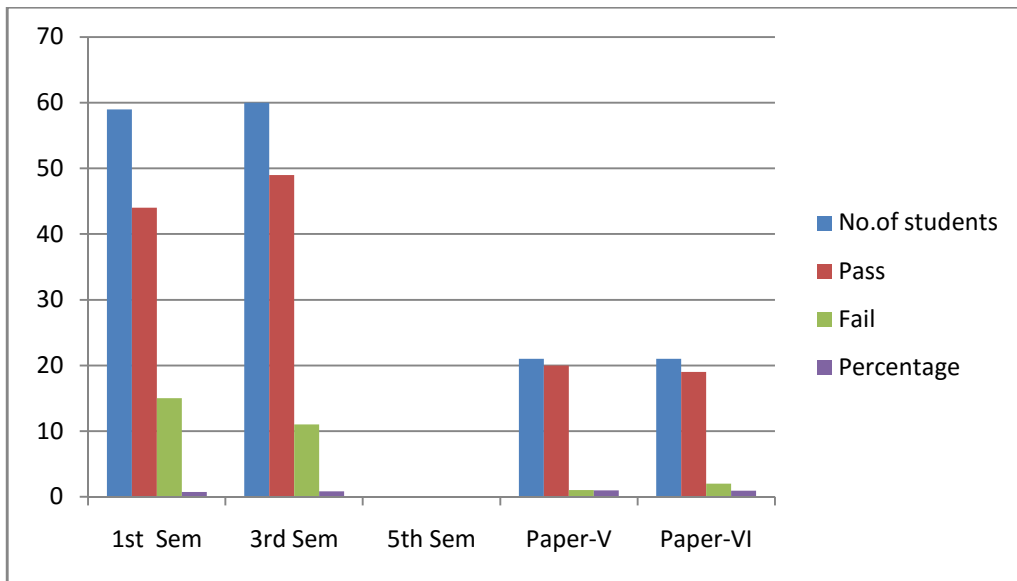
**1, 3, 5 Sem Nov/Dec- 2017**

<b>Class</b>	<b>No.of students</b>	<b>Pass</b>	<b>Fail</b>	<b>Percentage</b>
1 <sup>st</sup> Sem	59	44	15	74.57%
3 <sup>rd</sup> Sem	60	49	11	81.66%
5 <sup>th</sup> Sem				
Paper-V	21	20	01	95.23%
Paper-VI	21	19	02	90.47%

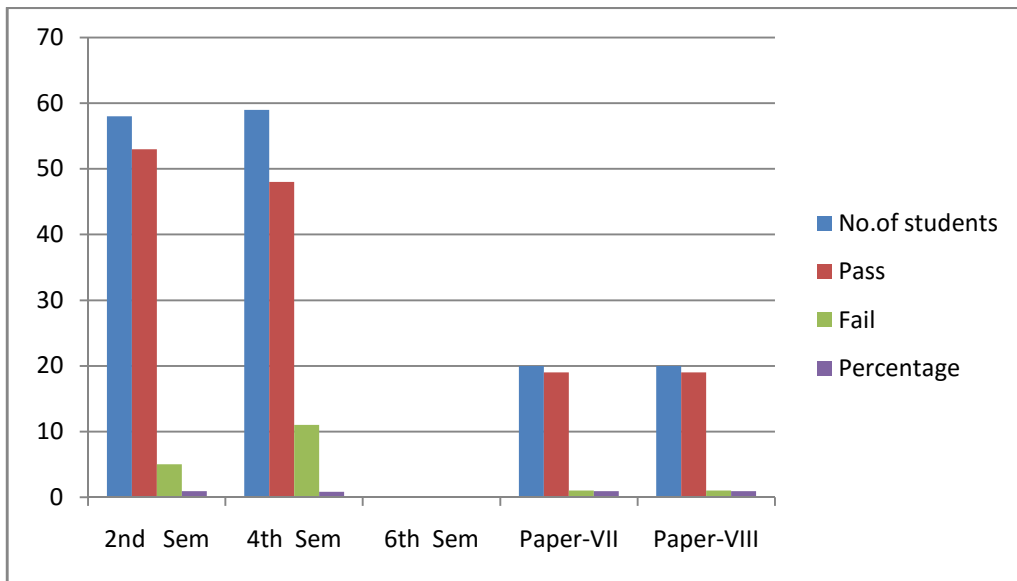
**2, 4, 6 Sem May-2018**

<b>Class</b>	<b>No.of students</b>	<b>Pass</b>	<b>Fail</b>	<b>Percentage</b>
2 <sup>nd</sup> Sem	58	53	05	91.37%
4 <sup>th</sup> Sem	59	48	11	81.35%
6 <sup>th</sup> Sem				
Paper-VII	20	19	01	95%
Paper-VIII	20	19	01	95%

## 1, 3, 5 Sem Nov/Dec- 2017



## 2, 4, 6 Sem May-2018



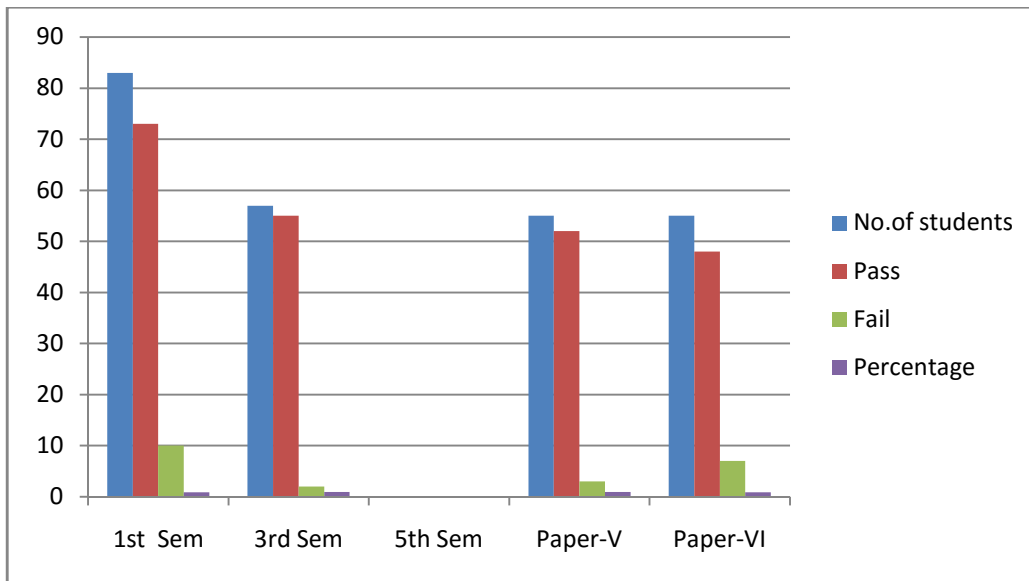
### **1, 3, 5 Sem Nov/Dec- 2018**

<b>Class</b>	<b>No.of students</b>	<b>Pass</b>	<b>Fail</b>	<b>Percentage</b>
1 <sup>st</sup> Sem	83	73	10	87.95%
3 <sup>rd</sup> Sem	57	55	02	96.49%
5 <sup>th</sup> Sem				
Paper-V	55	52	03	94.54%
Paper-VI	55	48	07	87.27%

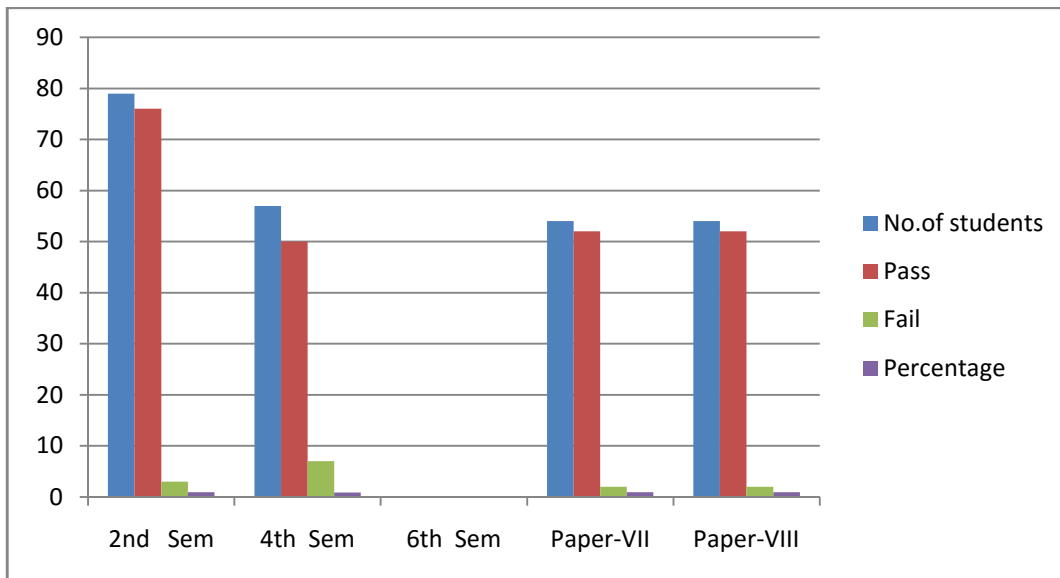
### **2, 4, 6 Sem June-2019**

<b>Class</b>	<b>No.of students</b>	<b>Pass</b>	<b>Fail</b>	<b>Percentage</b>
2 <sup>nd</sup> Sem	79	76	03	96.20%
4 <sup>th</sup> Sem	57	50	07	87.71%
6 <sup>th</sup> Sem				
Paper-VII	54	52	02	96.29%
Paper-VIII	54	52	02	96.29%

### 1, 3, 5 Sem Nov/Dec- 2018



### 2, 4, 6 Sem June-2019



## **Mathematics Books purchased by our College**

### **Library**

<b>2017-18</b>			<b>2018-19</b>			<b>2019-20</b>		
Fund	No. of Books	Amount in Rs.	Fund	No. of Books	Amount in Rs.	Fund	No. of Books	Amount in Rs.
NIL	NIL	NIL	NIL	NIL	NIL	College	36	7,398/-

### **Student support services**

- Question Bank
- Lab manuals
- Model Question Papers

### **List of Equipment**

- Computer systems
- UPS

### **Best Practices**

- Lab manuals are prepared to ensure appropriate and uniform procedures.
- Question Bank is prepared to ensure good pass percentage in University examination.
- Additional Lab sessions for absentees for various reasons.

## **Best Practice**

### **Prize Awarded**

Files given for out of out students in Mathematics subjects for 3<sup>rd</sup> Sem and 5<sup>th</sup> Sem students

#### **University Mathematics Exam Pattern**

Theory	70
Internal Assessment	30
Total marks	100

Passing Marks aggregate : 40%

#### **Internal marks awarded Bases on**

<b>Unit test</b>	<b>Preparatory</b>	<b>Attendance</b>	<b>Assign.</b>	<b>Total</b>
10	10	05	05	30

#### **Mathematics Practical Exam**

Practical exam	35
Internal Assessment	15
Total marks	50

#### **Internal marks awarded Based on**

<b>Test</b>	<b>Attendance</b>	<b>Question Bank</b>	<b>Total</b>
05	05	05	15